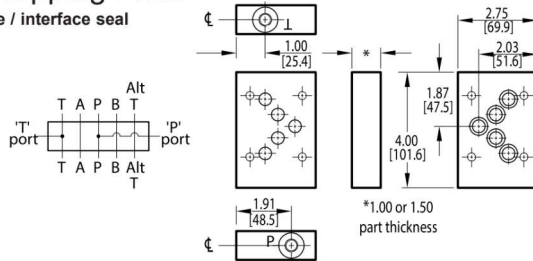


D05 Tapping Plates

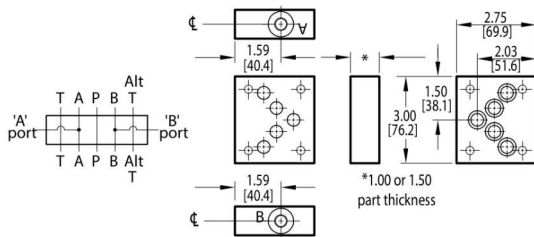
P and T Port Tapping Plate

Tapping Plate hardware / interface seal kit is supplied.



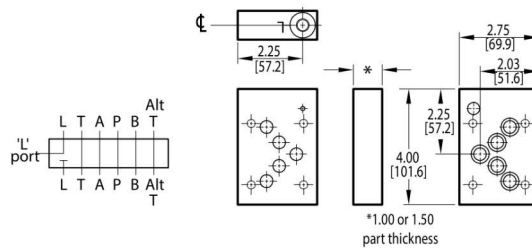
A and B Port Tapping Plate

Tapping Plate hardware / interface seal kit is supplied.



L Port Tapping Plate

Tapping Plate interface seal kit is supplied.



Ordering Information

Material	Valve Pattern	Product Type	Circuit	Port Threads	Thickness																																										
<table border="1"> <thead> <tr> <th colspan="2">Material</th> </tr> </thead> <tbody> <tr> <td>A</td> <td>Aluminum - 6061-T6 3000† psi • 20.7 MPa</td> </tr> <tr> <td>D</td> <td>Ductile Iron - D4512 5000† psi • 34.5 MPa</td> </tr> <tr> <td colspan="2">† Working pressure should be considered in accordance with ISO 4413 to determine appropriate material type.</td> </tr> </tbody> </table>	Material		A	Aluminum - 6061-T6 3000† psi • 20.7 MPa	D	Ductile Iron - D4512 5000† psi • 34.5 MPa	† Working pressure should be considered in accordance with ISO 4413 to determine appropriate material type.		<table border="1"> <thead> <tr> <th colspan="2">Valve Pattern</th> </tr> </thead> <tbody> <tr> <td>D05</td> <td>ISO 4401-05-04 NFPA T3.5, 1-D05 See Tech Information</td> </tr> </tbody> </table>	Valve Pattern		D05	ISO 4401-05-04 NFPA T3.5, 1-D05 See Tech Information	<table border="1"> <thead> <tr> <th colspan="2">Product Type</th> </tr> </thead> <tbody> <tr> <td>TP</td> <td>Tapping Plate</td> </tr> </tbody> </table>	Product Type		TP	Tapping Plate	<table border="1"> <thead> <tr> <th colspan="2">Circuit</th> </tr> </thead> <tbody> <tr> <td>PT</td> <td>P and T ports provided</td> </tr> <tr> <td>AB</td> <td>A and B ports provided</td> </tr> <tr> <td>L</td> <td>L port provided</td> </tr> </tbody> </table>	Circuit		PT	P and T ports provided	AB	A and B ports provided	L	L port provided	<table border="1"> <thead> <tr> <th colspan="2">Port Threads</th> </tr> </thead> <tbody> <tr> <td>4P</td> <td>0.25-18 NPTF ANSI B1.20.3</td> </tr> <tr> <td>4S</td> <td>-4 SAE ISO 11926; SAE 1926</td> </tr> <tr> <td>4B</td> <td>0.25-19 BSPP ISO 1179; BS 2779</td> </tr> <tr> <td>4M</td> <td>M10 x 1.0 ISO 6149</td> </tr> <tr> <td>4T</td> <td>0.25-19 BSPT ISO 7; BS 21</td> </tr> </tbody> </table> <p>For larger ports, see next page (p. 161.1).</p>	Port Threads		4P	0.25-18 NPTF ANSI B1.20.3	4S	-4 SAE ISO 11926; SAE 1926	4B	0.25-19 BSPP ISO 1179; BS 2779	4M	M10 x 1.0 ISO 6149	4T	0.25-19 BSPT ISO 7; BS 21	<table border="1"> <thead> <tr> <th colspan="2">Thickness</th> </tr> </thead> <tbody> <tr> <td>150</td> <td>For 1.5" thickness</td> </tr> <tr> <td colspan="2">OMIT for standard 1" thickness</td> </tr> </tbody> </table>	Thickness		150	For 1.5" thickness	OMIT for standard 1" thickness	
Material																																															
A	Aluminum - 6061-T6 3000† psi • 20.7 MPa																																														
D	Ductile Iron - D4512 5000† psi • 34.5 MPa																																														
† Working pressure should be considered in accordance with ISO 4413 to determine appropriate material type.																																															
Valve Pattern																																															
D05	ISO 4401-05-04 NFPA T3.5, 1-D05 See Tech Information																																														
Product Type																																															
TP	Tapping Plate																																														
Circuit																																															
PT	P and T ports provided																																														
AB	A and B ports provided																																														
L	L port provided																																														
Port Threads																																															
4P	0.25-18 NPTF ANSI B1.20.3																																														
4S	-4 SAE ISO 11926; SAE 1926																																														
4B	0.25-19 BSPP ISO 1179; BS 2779																																														
4M	M10 x 1.0 ISO 6149																																														
4T	0.25-19 BSPT ISO 7; BS 21																																														
Thickness																																															
150	For 1.5" thickness																																														
OMIT for standard 1" thickness																																															

In order to constantly improve the quality of our products, we retain the right to make changes to the products and specifications at any time without prior notice.

Customers have the responsibility continuously check all the information on all data sheets.