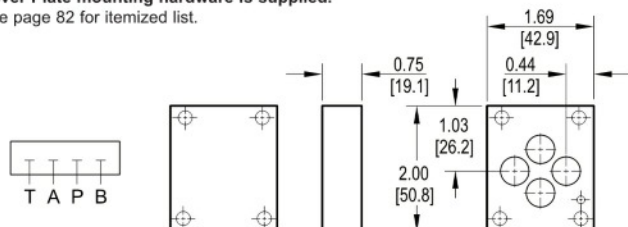


# D03 Cover Plates

## Parallel Circuit Cover Plate

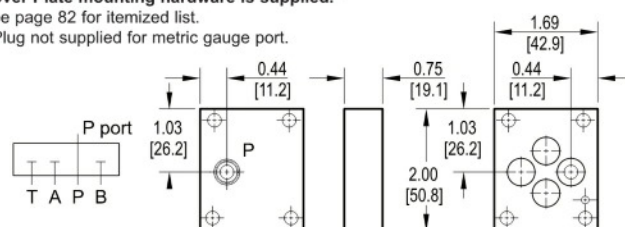
Cover Plate mounting hardware is supplied.  
See page 82 for itemized list.



## Parallel Circuit Cover Plate with Gauge Port

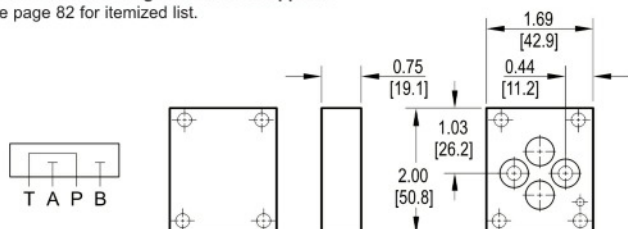
Cover Plate mounting hardware is supplied. \*  
See page 82 for itemized list.

\* Plug not supplied for metric gauge port.



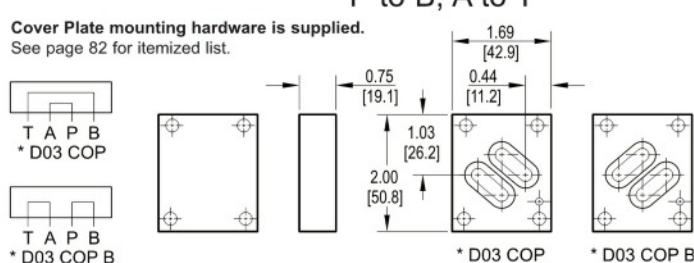
## Series Circuit Cover Plate: P to T

Cover Plate mounting hardware is supplied.  
See page 82 for itemized list.



## Crossover Cover Plate: P to A; B to T or P to B; A to T

Cover Plate mounting hardware is supplied.  
See page 82 for itemized list.



Specifications, descriptions, and dimensional data are subject to correction or change without notice or incurring obligation.  
Download latest catalog page revisions at [www.daman.com](http://www.daman.com).

# Ordering Information

Material	Valve Pattern	Circuit	Gauge Port	Bolt Threads
<b>Material</b> <b>A</b> Aluminum - 6061-T6 3000† psi • 20.7 MPa <b>D</b> Ductile Iron - D4512 5000† psi • 34.5 MPa † Working pressure should be considered in accordance with ISO 4413 to determine appropriate material type.	<b>Valve Pattern</b> <b>D03</b> ISO 4401-03-02 NFPA T3.5.1-D03 See Tech Information	<b>Circuit</b> <b>CPP</b> Parallel Circuit <b>CPS</b> Series Circuit <b>COP</b> Crossover Circuit (P to A, B to T) <b>COPB</b> Crossover Circuit (P to B, A to T)	<b>Gauge Port</b> Available with parallel circuit only. Omit if not required. <b>G</b> 0.125 NPTF or 0.125 BSPT (M option)	<b>Bolt Threads</b> Omit for inch (UNC) bolt kit. <b>M</b> Metric (ISO 6H) bolt kit

For coating options  
see pages 245-246.

MA Hydraulics Ltd Units 11-12 Ashley Estate Exmoor Avenue Scunthorpe North Lincolnshire DN15 8NJ

In order to constantly improve the quality of our products, we retain the right to make changes to the products and specifications at any time without prior notice.

Customers have the responsibility to continuously check all the information on all data sheets.